

Student Name

ENGL 272

Professor Marchbanks

February 3, 2023

### Screenshot Analysis

#### Robert Wien's *The Cabinet of Dr. Caligari* (1920)


1. Wien's use of editing in this frame, and in many other frames throughout the film, allow the audience to understand the potential conversation that is happening despite the film being a silent movie. He uses zoom in shots and this fading technique to focus on one singular character at a time and then switch to show either the context of what perhaps is being discussed, or the switch in conversation. In this frame, Francis is describing the horrors of what happened to his wife to another character, and as the scene continues, the frames jump from Francis, to the man's facial expressions of his reactions, to the scene that Francis is describing. **2.5 of 5**

Commented [PRM1]: That's a bit ambiguous. You're supposed to focus on one element per paragraph.

Commented [PRM2]: Which one is your focal point?

Commented [PRM3]: Distinction unclear


Commented [PRM4]: Sounds like you want to describe editing cuts, but you've only provided one image.



2. The contrast between light and dark is emphasized throughout the movie using lighting. The use of lighting in the moment where Cesareo murders his first victim conveys to the audience a sense of fear and terror. The use of white sheets to envelop the victim helps the filmmakers convey a sense of foreboding presence that surrounds both the victim and the audience in addition to the atmosphere of darkness. Although Cesareo's body is not visible on the screen as he approaches, the lighting shows his silhouette as it slowly climbs the white wall. Even if we can't see the creature, the threat is actually magnified still conveyed. 3.9 of 5



3. The camera holds shots for a long time, allowing the audience to take in the spectacle of the design of the set. By holding the shot for a long time, the audience has a chance to fully immerse themselves in the world of the film and understand the emotions being portrayed. This technique is often used to create a sense of realism and to emphasize the mood or atmosphere of a scene. 3 of 5



**Commented [PRM5]:** There is virtually nothing *specific* in this observation—these words could be applied to many, many shots. You need to add detail concerning plot, characterization, and/or theme.

**Commented [PRM6]:** That's a curious suggestion, given that this is a *expressionist* film that dodges realism in many respects.

4. Since Jane is ignorant of what is **sinisterly approaching** her in the frame, Wiene uses blocking to develop an important relationship between the audience and Jane. This **asymmetrical information** builds tension as well as empathy for Jane. The suspense is kept up by **the intense focus** since it keeps Cesare's menace clearly in view. **Additionally,** the use of editing, deep focus, and asymmetrical information can be seen in this frame which further helps the audience to understand the relationship between the two characters.


Commented [PRM7]: Explain, given that some would say her form, swathed in white on the left, balances his dark form on the right.

Commented [PRM8]: explain.

Commented [PRM9]: Overly vague.



5. The complete office is displayed in an establishing shot as Francis walks into the space. Next, a close-shot of Caligari at eye level is shown as he dramatically glances up from his desk. Wiene emphasizes the significance of this moment not only through the close-up but also with the lighting, which creates the illusion that Dr. Caligari is in a spotlight against a shadowy background. The significance of this story surprise is successfully communicated through Wiene's usage of mise-en-scene at this point. **4 of 5**



Works Cited page? (-1 pt)

**Score: 14.9 of 25**

